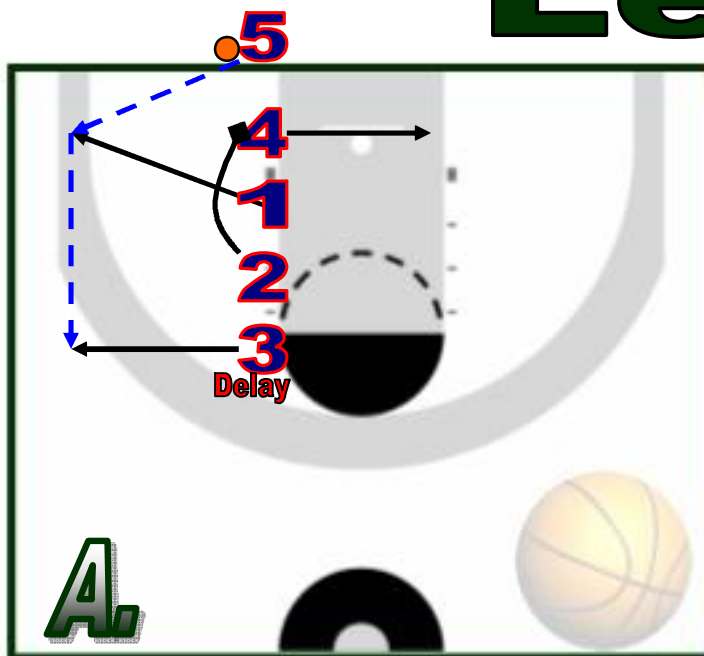
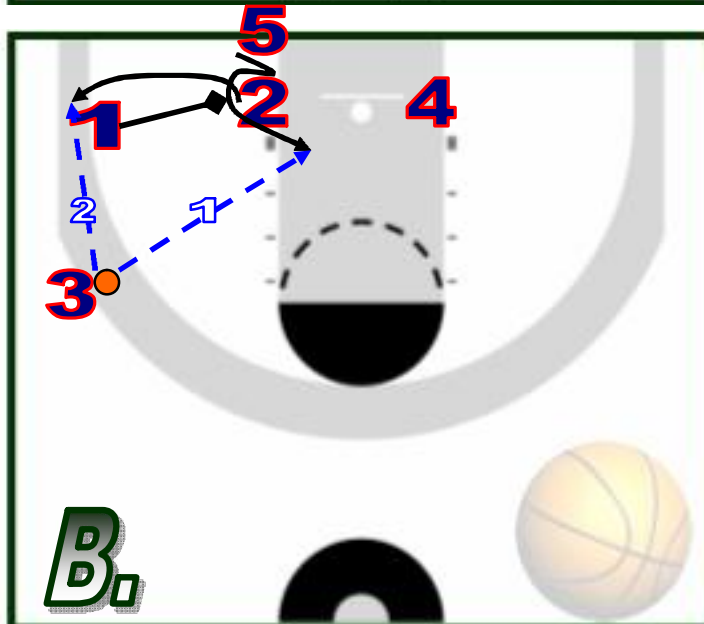


"Left"



- 1 — Cuts sharply to the corner to receive the pass from 5 and reverses it to 3.
- 2 — DELAYS, and then screens for 5.
- 3 — DELAYS, and then pops out to the wing and receives the ball from 1 or directly from 5.
- 4 — Immediately cuts across to the weak side block and looks for the ball. If he doesn't get it, reset your "3 in the key."
- 5 — Passes to 1 (or if 1 is denied), passes directly to 3. Initially, check to see if 4 is wide open for a lay up.

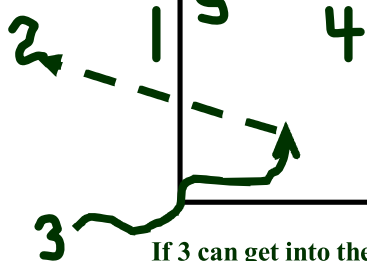


- 1 — Waits for 5 to flash across and then screens in to the block for 2.
- 2 — Screens for 5 and then gets a screen from 1. Take the shot in the corner.
- 3 — Gives 5 a lead bounce pass or passes it to 2 in the ball side corner.
- 4 — Battle for inside position. Look for the ball if 3 penetrates to the middle.
- 5 — Timing is key! Run your defender off of 2's screen and look for lead pass from 3. If you don't get it, battle for inside position for the rebound.

Coach's Notes:

- ✓ Timing is crucial with this play.
- ✓ Initially, make sure that #4 resets his "3 in the key."
- ✓ #5 and #2 must be disciplined enough to delay and run their defender off of the screens properly.
- ✓ You must have spacing when you line up.

TIP:



If 3 can get into the paint, and throw across the grain---#2 will always be open! You also have the post players if the defense helps.